

# WOOLNORTH WIND FARMS

## ON-SITE CHEMICAL MANAGEMENT PROTOCOL

Document No	WWH001-32-53
Version	Version 3
Issue Date	January 2016

This protocol outlines the minimum requirements of all staff and contractors purchasing, transporting, handling, using and disposing of chemicals at any site managed by Woolnorth Wind Farms. The protocol provides the day-to-day management steps required to ensure their sites are managed in accordance with the site's Health, Safety and Environment system. The protocol is to be used alongside any relevant HSE documents e.g. Oil Management Procedure, task risk assessments, and the Safety Data Sheets for each chemical (SDS).

### General

- This protocol provides general guidance for all chemicals and must be strictly adhered to for chemicals classified as Hazardous or Dangerous Goods (Haz Chems).
- Attempts must be made to ensure that non-Hazardous or the least hazardous product is selected for use.
- The minimum quantity of chemicals and minimum number of brands/varieties of a chemical are brought to site.

### Approval to come to site

All Haz Chems brought to site are to be approved prior to entry. Any non-hazardous chemicals brought in bulk (>200L) must also be approved prior to entry. Approval is to include a pre-use risk assessment based on the chemical's SDS by a competent Representative of the Owner (cREP). The risk assessment will be documented by exception only. The cREP will complete the "Chemical Approval Form" and attach it to the SDS cover page and store it in the site Haz Chem Manifest. Exemptions from the approval process are -

- Those in transfer, that will not remain on site for longer than a single day (still require task risk assessment). Haz Chems held in site based vehicles are not exempt.
- Chemicals used in a manner (and volume) consistent with normal household use e.g. 10 cans of spray paint or anti-seize (all brands combined), 4L each of domestic flammable liquids (petrol, methylated spirits, mineral turpentine), 4L of paint stripper, 250ml anticholinesterase insecticide (e.g. Carbaryl, Lawn Grub Killer), 3L cleaning solution.

### Storage

- All Haz Chems are to be stored appropriately and in compliance with their SDS and relevant Australian Standards (e.g. bunding [min.110% of largest container], placarding, separation distances). Approved Haz Chems also need to be stored with a copy of their SDS.
- All permanent/temporary chemical storage points are to be approved by the cREP via email. Temporary and permanent storage points are to be shown on the site map in the SDS folder.
- Typically there will be a flammable goods cabinet in the control building garage, an oil/chemical store separate to the control building, cylinder racks, and peripheral storage points for farming and other activities (e.g. blade repairs).
- For Haz Chems in use, unless specifically identified by risk assessment or on the SDS, one packaged item (<5L/kg) can be stored at its most practical point of use.
- All poorly labelled or poor condition containers will be removed by the cREP, and the chemical owner contacted.

### Transport, use and disposal

Haz Chems must only be used for their intended purpose and where appropriate their risks assessed by the user. All transport, use and disposal of Haz Chems needs to be conducted in accordance with the chemical SDS and local, state and commonwealth law. Spill kits should be available that are appropriate for the chemical and storage facility. Disposal of chemicals in bulk volumes and controlled wastes must be completed by a suitably qualified and licenced person/s, with records maintained for bulk disposals (e.g. 1000L pods of oil waste, skip bins).

### Records

- A folder containing the SDSs for all the approved Haz Chems and non-Haz Chems in bulk volumes, and **CURRENTLY** on site, is to be held at the site information board in the control building labelled "[Site] Chemical Manifest".
- The folder is to constitute a contents page containing the key information for each chemical, a site map showing the storage points with summaries of the chemicals stored at each point, and the SDSs. The contents page and SDSs are to be sorted by location.
- When chemicals are no longer stored on site the SDS is to be removed from the folder and the contents page.
- In addition, SDSs should be readily available (electronically or hard copy) for all chemicals (not just Haz Chems) where information may be sort on their transport, usage, storage and disposal (e.g. when preparing JHAs). For chemicals that do have significant risks, as determined by risk assessments, relevant SDS information may be provided at the point of storage/use.

### Review

The owner of chemicals on-site will review the SDS folder, site chemical manifest and inspect the chemical storage points every 6 months. The review will cover compliance with this protocol, and ensure the most up to date versions of each SDS is on-file and that none are older than 5 years. The cREP will conduct audits and checks of the chemical management on site, and persons/companies not managing there chemicals in compliance with this protocol will be issued with non-compliance reports.

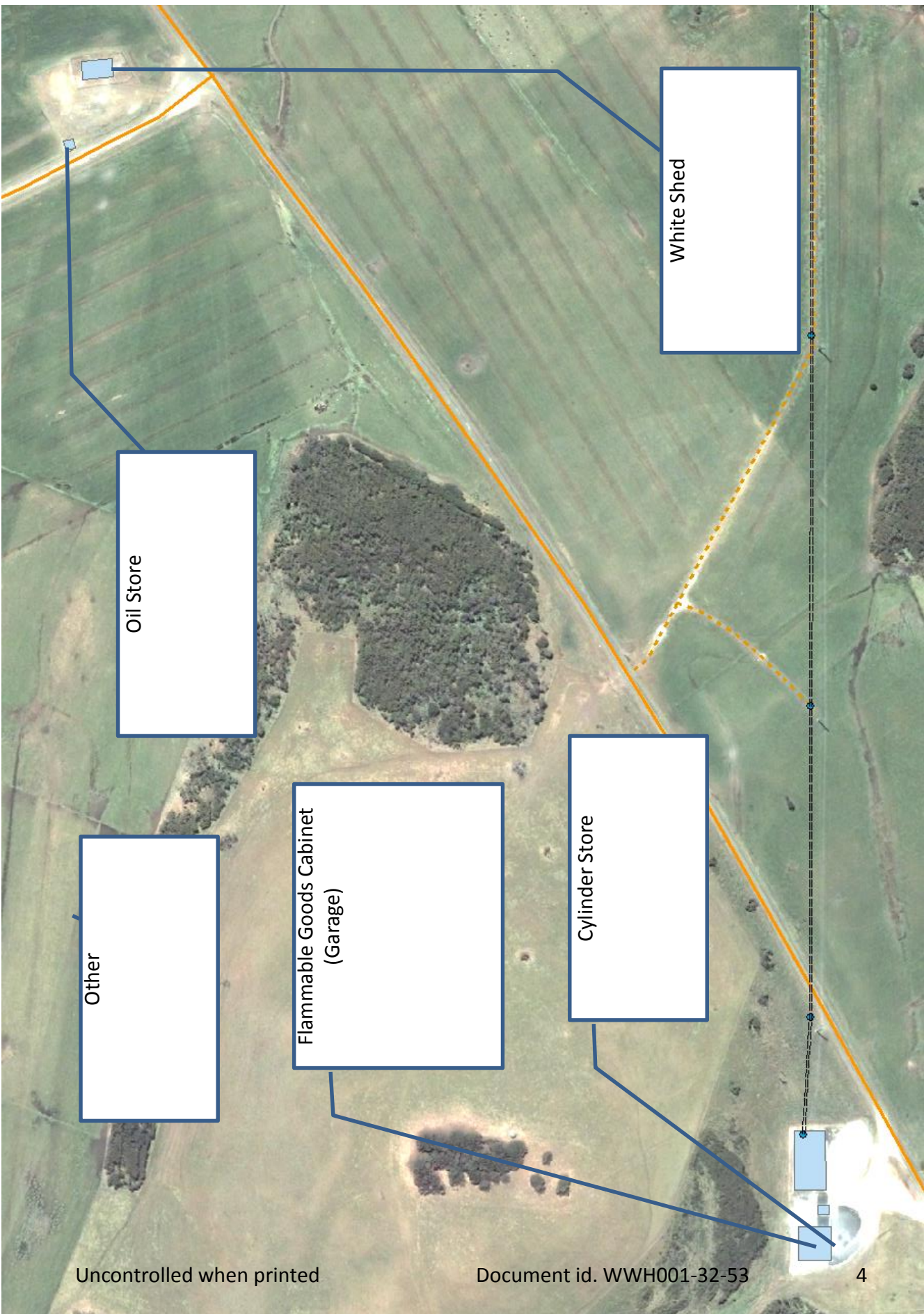
<b>Chemical Approval Form</b>	
Chemical Name	
Chemical Owner	
Site	
Storage Point	
SDS date	
Authorisation Date	
cREP Name	
cREP Signature	

<b>Chemical Approval Form</b>	
Chemical Name	
Chemical Owner	
Site	
Storage Point	
SDS date	
Authorisation Date	
cREP Name	
cREP Signature	

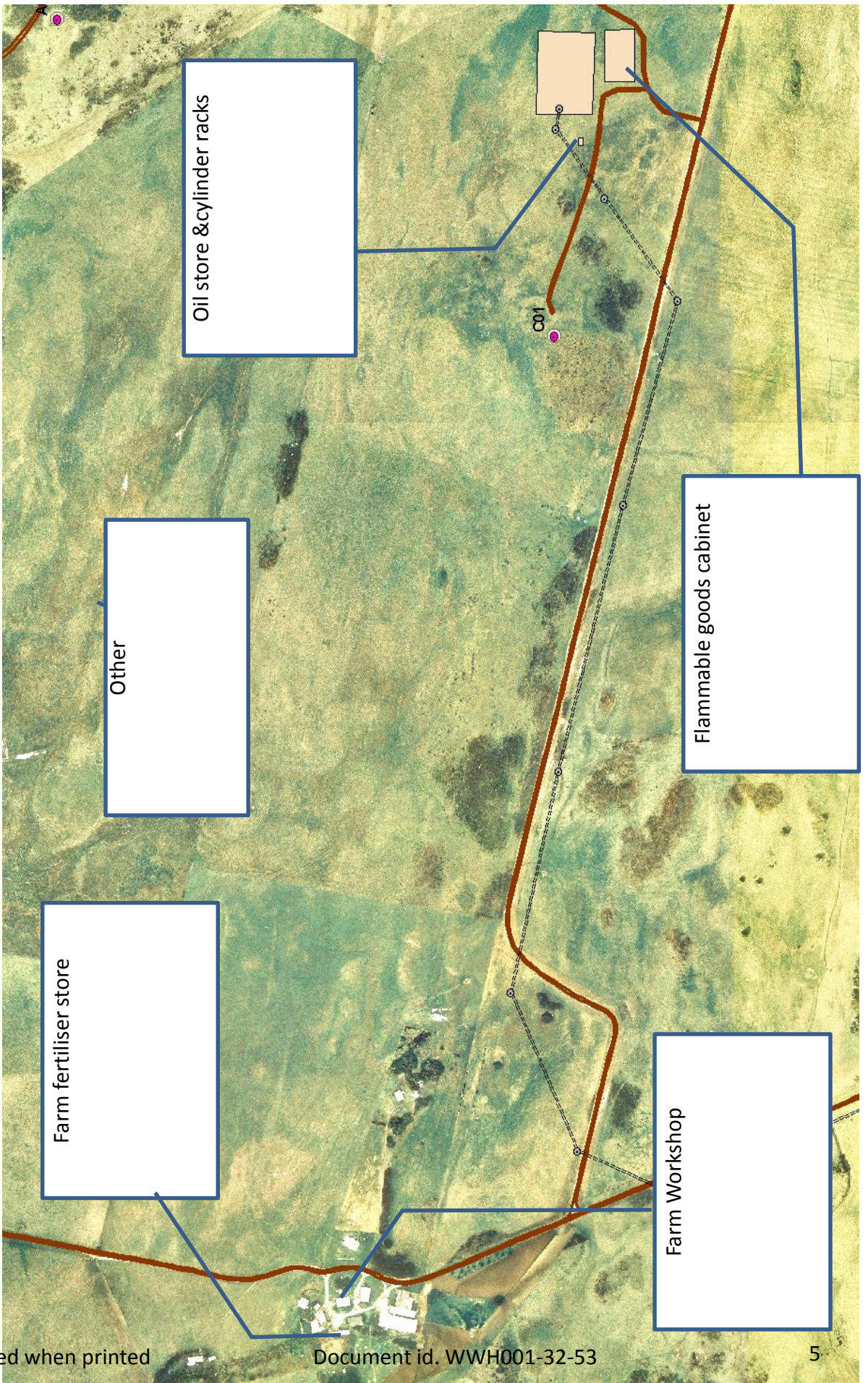
# CONTENTS PAGE/MANIFEST

Manufacturer and Product Name	Responsible person	Storage location	U.N. No.	Dangerous Goods Class		Haz-Chem Code	Poison Sch	SDS issue date	Waste (Y/N)	MAX Quantity
				Prim	Sec					

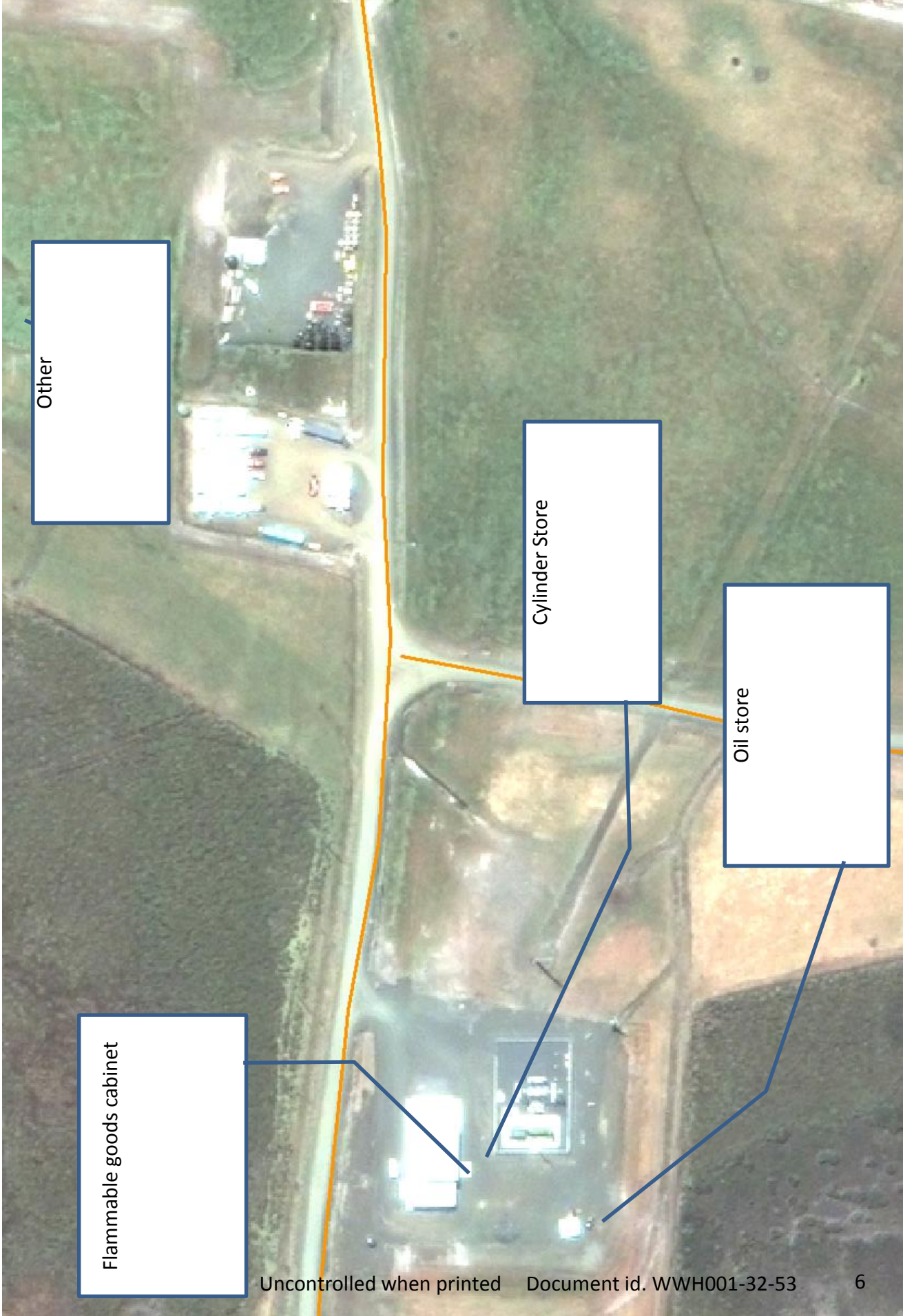
# BPWF CHEMICAL STORAGE POINTS



# MRWF CHEMICAL STORAGE POINTS



# SBWF CHEMICAL STORAGE POINTS



Other

Flammable goods cabinet

Cylinder Store

Oil store